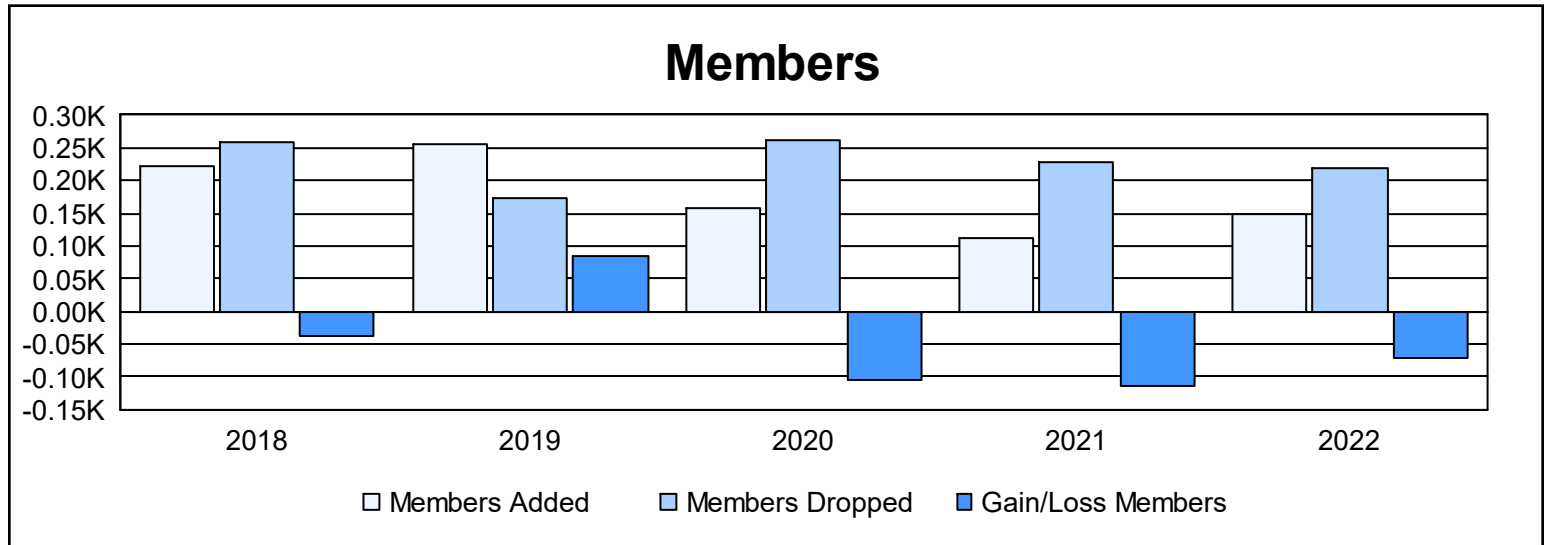
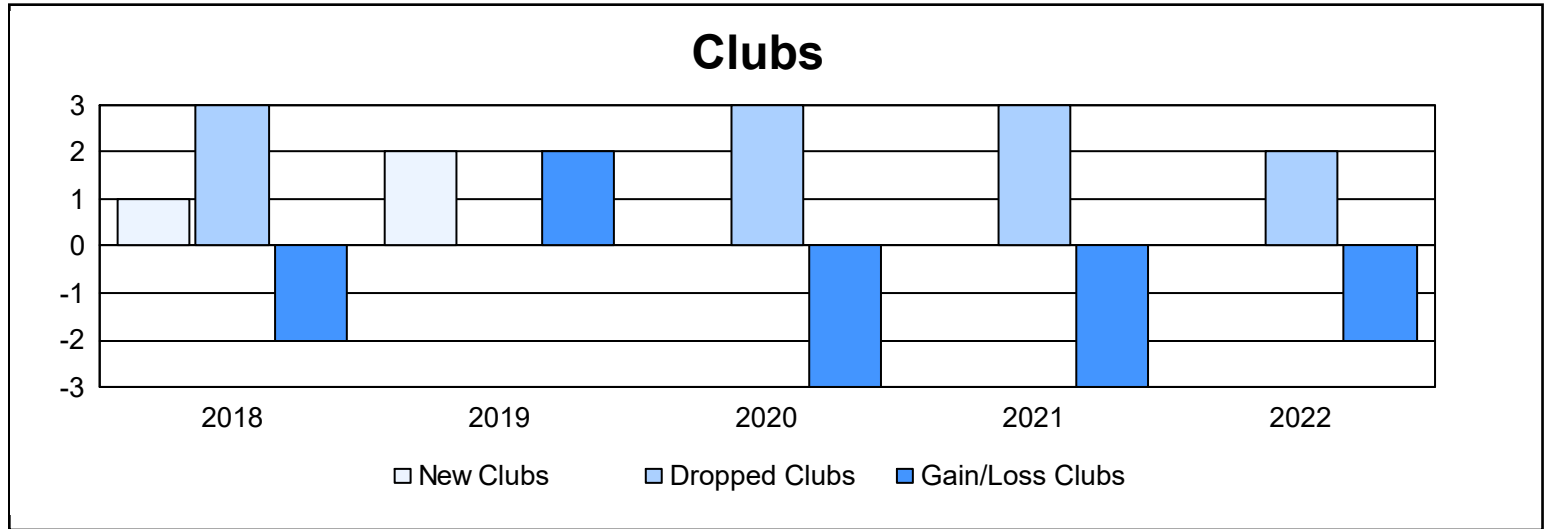
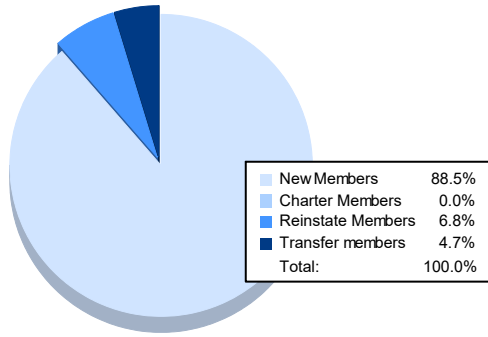


Year	New Clubs	Dropped Clubs	Gain/ Loss Clubs	New Members	Charter Members	Reinstate Members	Transfer Members	Total Member Added	Total Members Dropped	Gain/ Loss Members
2017-2018	1	3	-2	161	35	10	16	222	259	-37
2018-2019	2	0	2	192	46	15	3	256	172	84
2019-2020	0	3	-3	145	0	3	9	157	261	-104
2020-2021	0	3	-3	97	1	12	2	112	227	-115
2021-2022	0	2	-2	131	0	10	7	148	220	-72
<b>Average</b>	<b>1</b>	<b>2</b>	<b>-2</b>	<b>145</b>	<b>16</b>	<b>10</b>	<b>7</b>	<b>179</b>	<b>228</b>	<b>-49</b>



### Membership Composition June 2022 Cumulative



### Gender Composition June 2022 Cumulative

